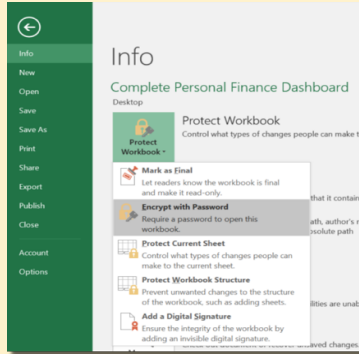
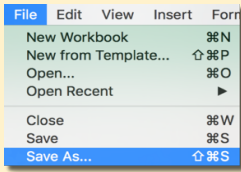


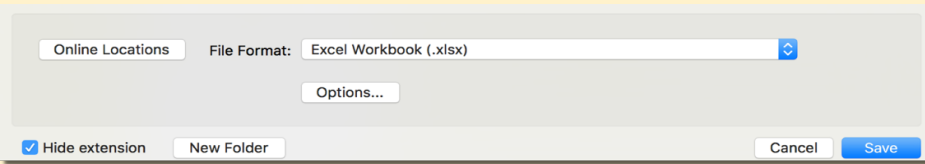
In order to secure this file with a password, please follow the following 3 steps*:

* Please note that there are no macros in this spreadsheet. Please don't enter any confidential information in this spreadsheet (or in any document ever unless it is 100% secured and only saved offline). Thanks

Step 1: Windows and Mac users: Select File from the menu in Excel. If you are using a Mac, select *Save As...* per the image below on the left. If you are using Windows, select *Info* per the image below on the right, then select *Protect Workbook* and then select *Encrypt with Password*.



Step 2: Mac users only: Select Options:



Step 3 Mac users only: Enter a password:

